



Directorate of Government Examinations, Chennai – 600006

TAMIL TALENT SEARCH EXAMINATION, OCTOBER-2022
INSTRUCTIONS FOR FILLING ONLINE APPLICATION FORM

Visit our home website www.dge.tn.gov.in and click on **Official portal for school** listed under **web portal service** for official menu.

அரசுத் தேர்வுகள் இயக்ககம்
DIRECTORATE OF GOVERNMENT EXAMINATIONS

Home
About Us
Administration Setup
Functions
Examinations
Services
Result Analysis
RTI Act
Other important links
Government Order
Contact Us

HALL TICKET
TIMETABLE
NOTIFICATION
RESULTS

Web portal services for official
Click here to access Online Portal for School and Educational Offices
Online Marksheet Verification

Services
Online Payment
Migration Certificate
Duplicate Certificate
CCM Certificate
Question Bank

Other Services
FAQ

Latest Notification about Examinations

- Higher Secondary Examination
- SSLC Examination
- Diploma in Elementary Education Examination
- ESLC (Private Appearance) Examination
- National Talent Search Examination
- National Means Cum Merit Scholarship Scheme Examination
- Rural Students Talent Search Examination (TRUST)
- Other Examinations
- General Instructions & Circulars

© 2017. All Rights Reserved.

Existing Schools

Use your Login Credential to Access the application panel for applying TTS Exam 2022.

அரசுத் தேர்வுகள் இயக்ககம்
DIRECTORATE OF GOVERNMENT EXAMINATIONS

English | தமிழ்

Registered Schools Must Click on the school/Institution Login Link

New School Registration Must Select this Option

School/Institution Login
School Registration (for exams)
Insitution Registration (for verification)

Whats New

TAMIL TALENT SEARCH EXAMINATION - APPLICATION FORM - OCTOBER - 2022
SSLC and LP Sec Second Year 2022 Private Candidates Provisional

New School Registration Process Step By Step

(Schools who have already registered earlier for any of the Examinations need not to register again. Such schools may skip this process and go to STEP -3)

STEP -1

- It's One time DGE REGISTRATION PROCESS.
- Use *EMIS Code and EMIS PASSWORD* for School Registration.
- It is mandatory for all Tamilnadu State Board School to register using *EMIS UDISE Code and PASSWORD*.

SCHOOL REGISTRATION

School's in EMIS Must Select this option

Schools in EMIS Portal

Schools Not in EMIS

Do You Have UDISE Code?

Yes

No

UDIS Code: *

UDIS Code (EMIS User ID)

Password: *

Enter Password (EMIS Password)

Check

NEW SCHOOL REGISTRATION PAGE VIEW

SCHOOL REGISTRATION

Schools in EMIS Portal

Schools Not in EMIS

Dge Code:

School Name (For Certificate): *

School Name

Nothing selected

Class: *

School Management: *

State: *

Revenue District: *

MP Constituency: *

School Address:

School Type: *

School Fax No:

Education District:

Status: *

MLA Constituency: *

School Name In Tamil:

Minority Institution:

School Landline No: *

Contact Person: *

Contact Person Email: *

School Email: *

PIN NO

Landmark:

Minority Type:

School Mobile No: *

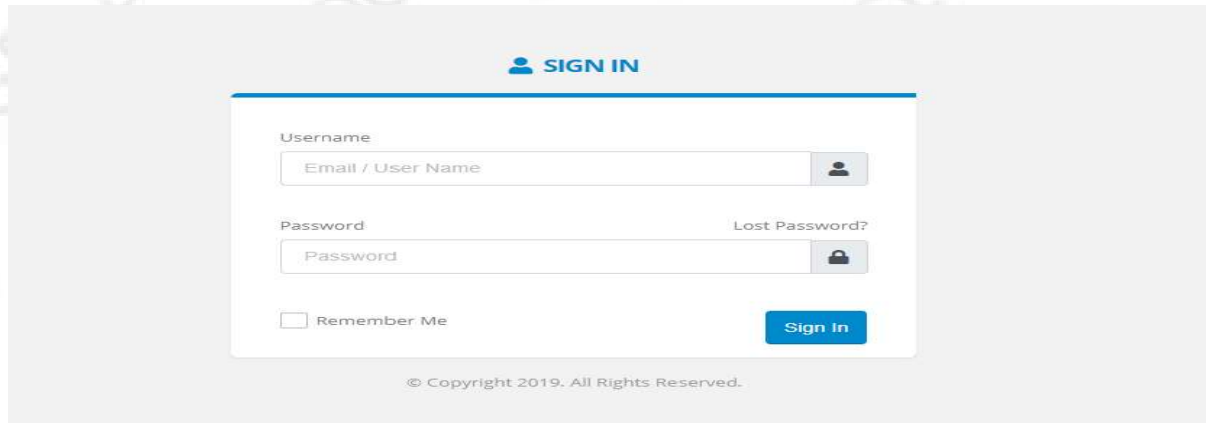
Contact Person Mobile: *

Register

STEP-2 :

On Completion of Registration Process,

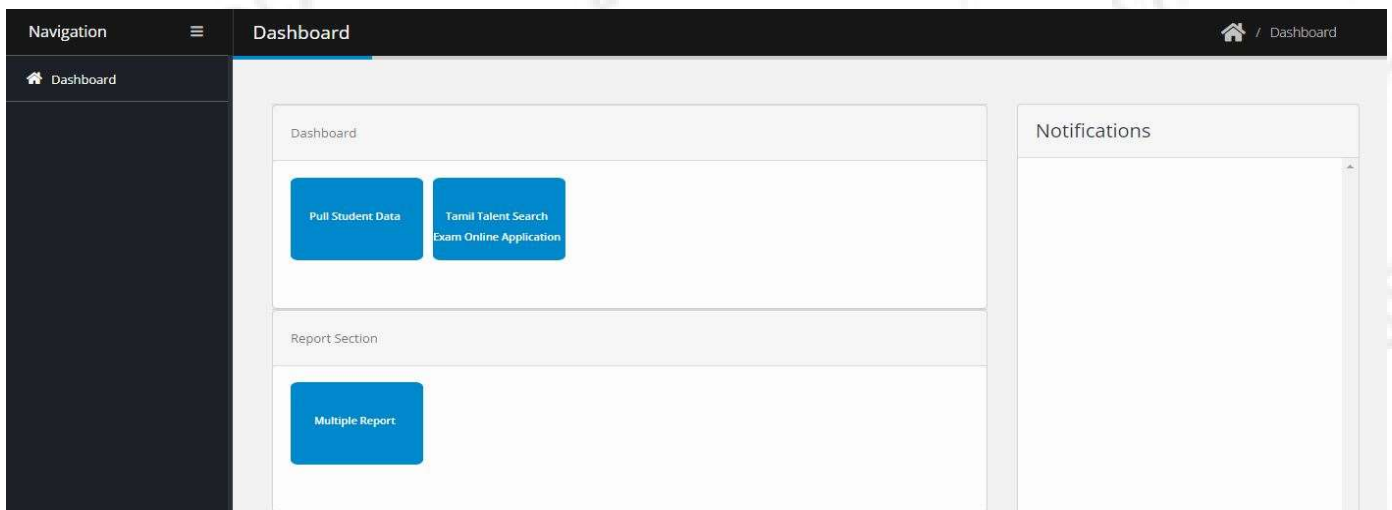
- 1) You have to wait for the District Approval / Admin Approval.
- 2) Once the District Approval will be done *Login credentials will be sent to the Registered Mobile Number and Email ID.*
- 3) Once you receive the Login Credentials you can proceed to login.



STEP - 3:

Use your Login Credential for Sign in and further precedence for Student enrolment.

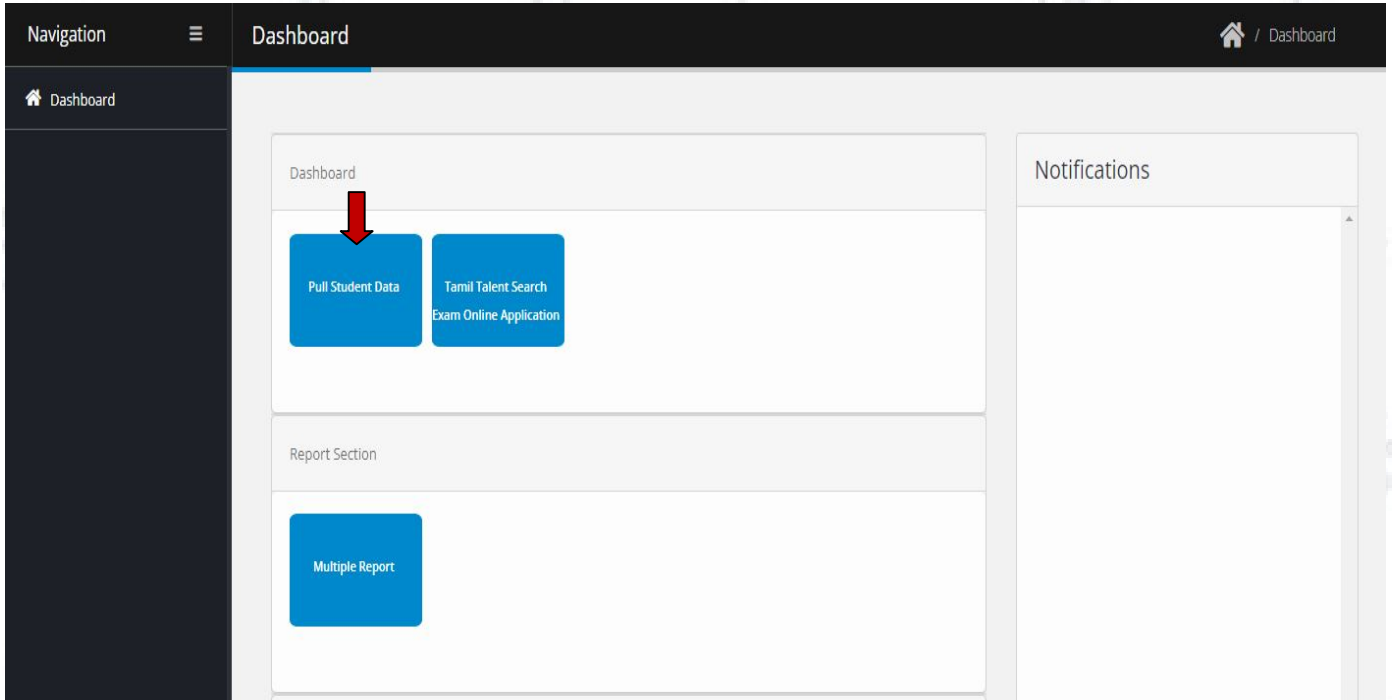
Instruction for EMIS Registered Schools to enroll their students.



NOTE: Before enrolling students, School's are directed to pull 11TH Standard data from the EMIS Server.

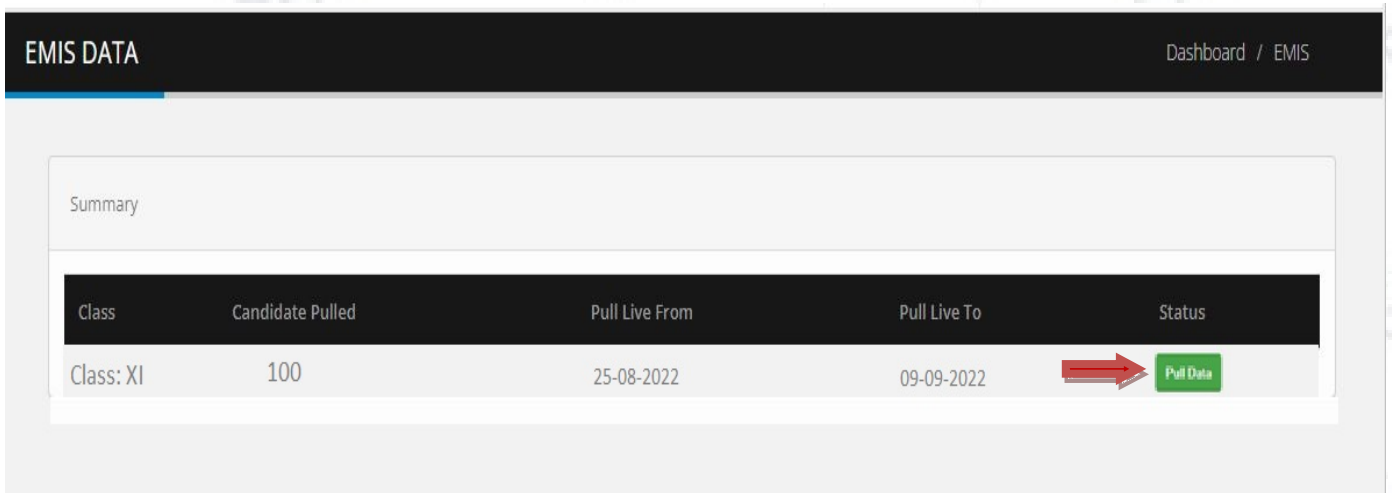
How to pull the 10TH Standard data?

Click on Dashboard -> Click on Pull Student Data ↓



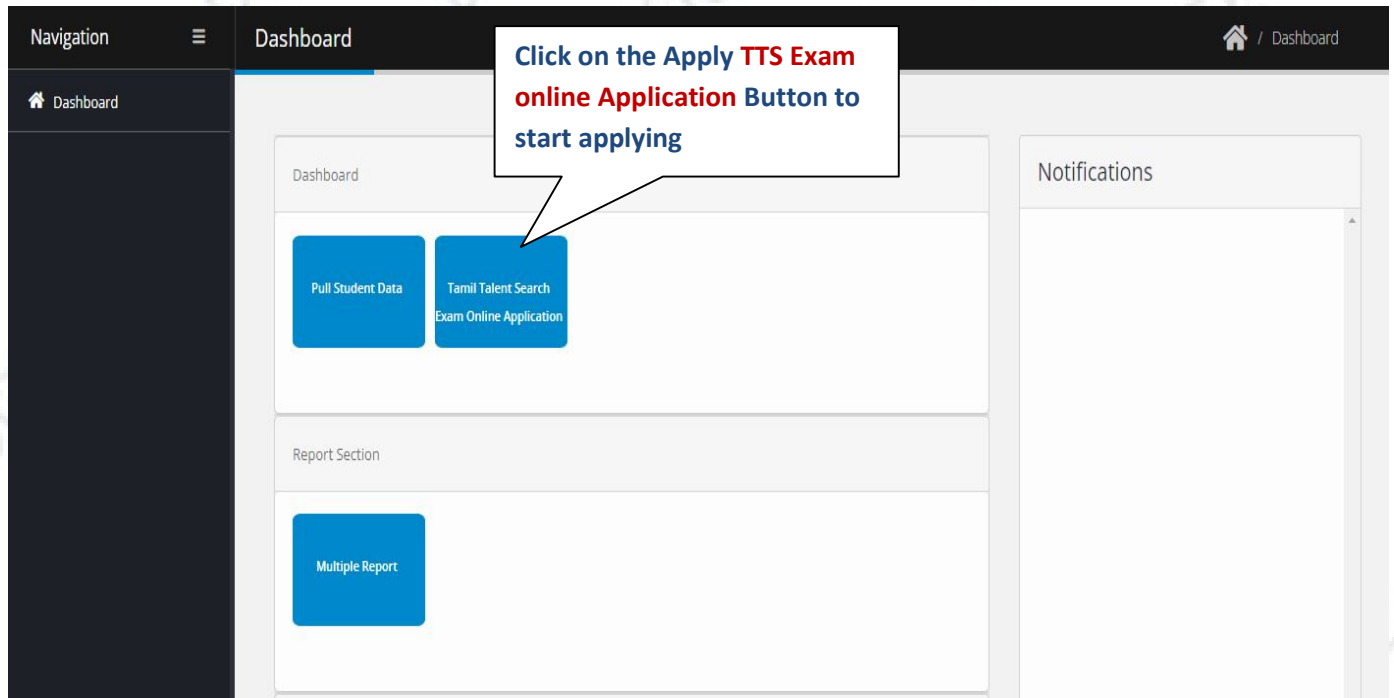
Once you click on **Pull Student Data** button the below screen will appear.

➡ Click on **Pull Data** Button.

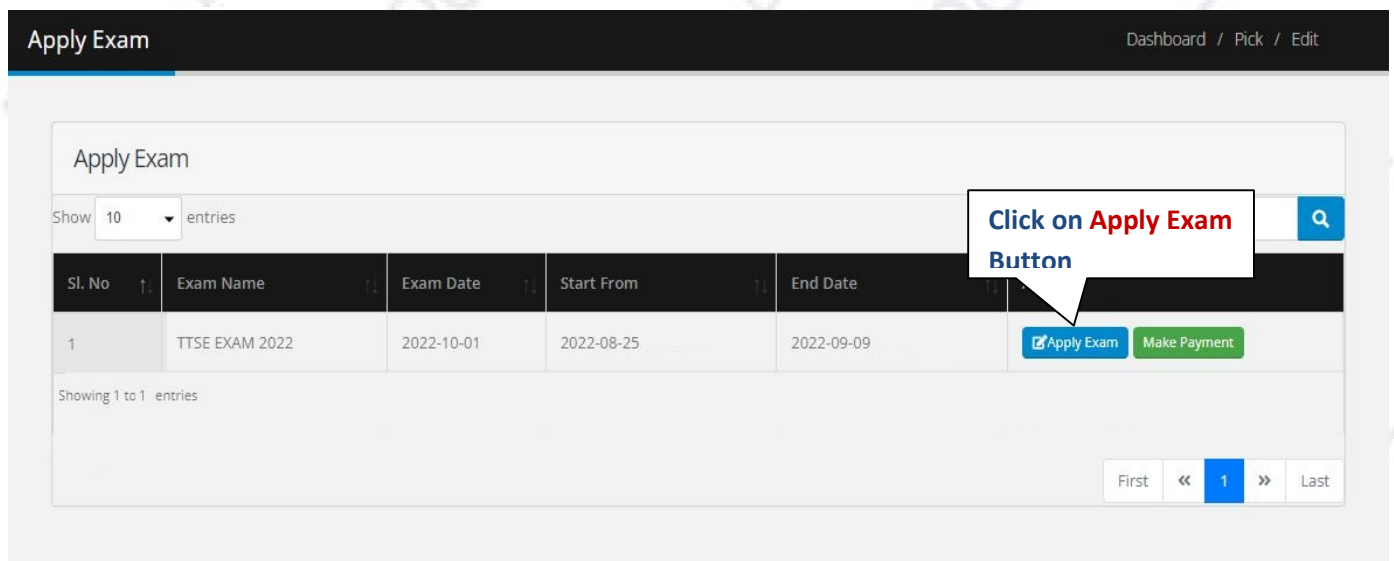


STEP - 4 :

How to Apply / Enroll Students for TTS Exam?



The screenshot shows a dashboard with a navigation menu on the left and a main content area. The main content area has a 'Dashboard' section with two buttons: 'Pull Student Data' and 'Tamil Talent Search Exam Online Application'. A callout box points to the 'Tamil Talent Search Exam Online Application' button with the text: 'Click on the Apply TTS Exam online Application Button to start applying'. Below this is a 'Report Section' with a 'Multiple Report' button. On the right, there is a 'Notifications' section.



The screenshot shows the 'Apply Exam' interface. At the top, there is a search bar and a 'Show 10 entries' dropdown. Below this is a table with the following columns: 'Sl. No', 'Exam Name', 'Exam Date', 'Start From', 'End Date', and two action buttons: 'Apply Exam' and 'Make Payment'. The first row of the table contains the following data: '1', 'TTSE EXAM 2022', '2022-10-01', '2022-08-25', '2022-09-09'. A callout box points to the 'Apply Exam' button with the text: 'Click on Apply Exam Button'. Below the table, there is a pagination control showing 'Showing 1 to 1 entries' and 'First << 1 >> Last'.

Once you click on the **Apply Exam** button you can view the student list having **Apply** Button. Please verify the EMIS Number of the Candidate before applying.

TTSE EXAM 2022

Exam Date : 01-10-2022

Eligible Class : HSC-XI

Application Start Date : 25-08-2022 | Application End Date : 09-09-2022

Student List

Show 10 entries

Search

All Applied

Click on Apply Button

Name	EMIS No.	DOB	Gender	Father Name	Class	Apply
KRISHNA RUPAK S	3312345678910	2005-12-31	MALE	V KRISHNAIAH	HSC-XI	Apply
Shyla Sree A	331212121212121	2006-10-22	FEMALE	RAJA	HSC-XI	Apply
ARISHA M	3301020010100038	2005-08-15	FEMALE	MUNUSWAMY C	HSC-XI	Apply

Fill the application form and click on **save** button

Go Back

എൻമിഡിയിൽ ചേരുന്നതിനായി തയ്യാറെടുപ്പിക്കുക

3312345678910

പേര്:

രണ്ടാക്ഷരം തന്നെ

OK



എൻമിഡിയിൽ ചേരുന്നതിനായി തയ്യാറെടുപ്പിക്കുക

(Format: jpg / png / max size: 500k)

Choose File RUPAK_Z.JPG

പിറന്ന തീയതി:

31/01/2005

ജനനസ്ഥലം:

1234567890

ലിംഗം:

കുറേപ്പേരെ

എൻമിഡിയിൽ ചേരുന്നതിനായി തയ്യാറെടുപ്പിക്കുക

രണ്ടാക്ഷരം

OK

ലിംഗം:

കുറേ കുറേ ഒന്നാമത്തെ ലിംഗം

പിറന്ന തീയതി/സ്ഥലം:

കുറേ കുറേ

എൻമിഡിയിൽ ചേരുന്നതിനായി തയ്യാറെടുപ്പിക്കുക

GHS KODAMBAKKANI CHEMICAL S

പിറന്ന തീയതി/സ്ഥലം:

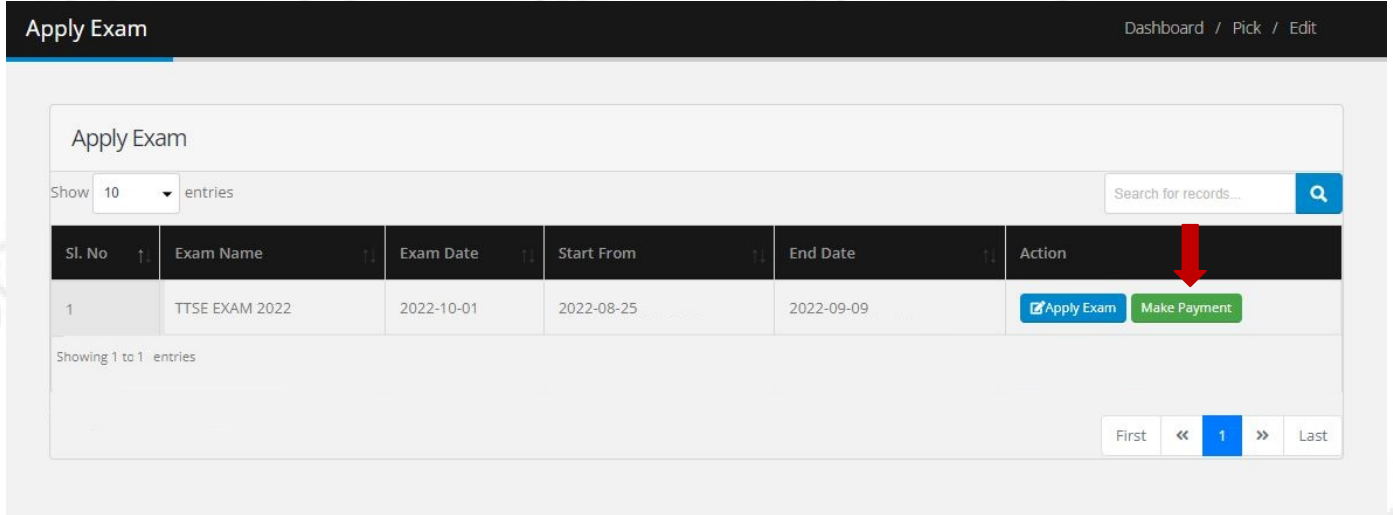
TEST ADDRESS

Save and Apply

STEP- 5 :

How to Pay TTS EXAM Enrollment Fees?

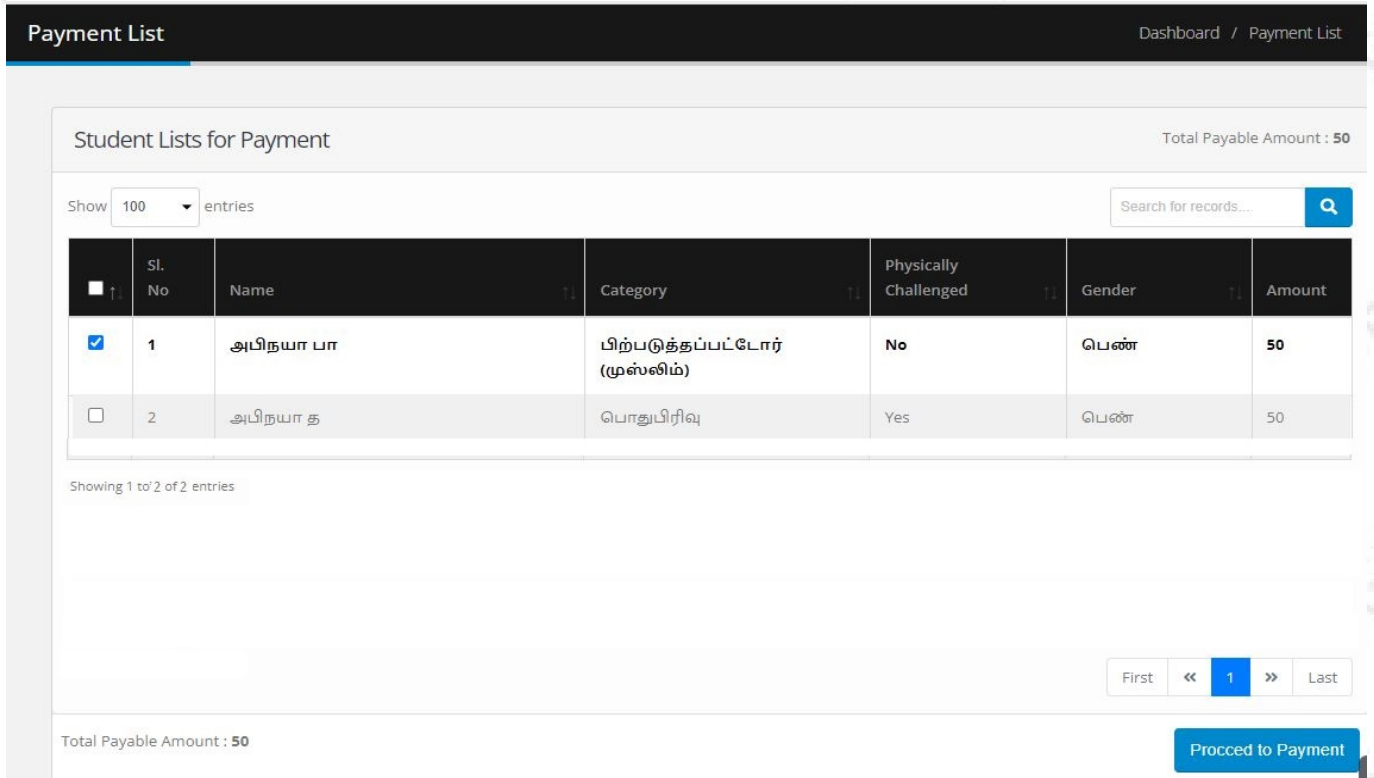
After submitting the online application click **Make Payment** button to initiate the payment process. Refer the below screen.



The screenshot shows the 'Apply Exam' interface. At the top, there is a header 'Apply Exam' and a breadcrumb 'Dashboard / Pick / Edit'. Below the header, there is a search bar and a dropdown menu set to '10 entries'. A table lists exam details with columns: Sl. No, Exam Name, Exam Date, Start From, End Date, and Action. The first row shows '1', 'TTSE EXAM 2022', '2022-10-01', '2022-08-25', '2022-09-09', and two buttons: 'Apply Exam' and 'Make Payment'. A red arrow points to the 'Make Payment' button. Below the table, it says 'Showing 1 to 1 entries' and has pagination controls.

Sl. No	Exam Name	Exam Date	Start From	End Date	Action
1	TTSE EXAM 2022	2022-10-01	2022-08-25	2022-09-09	Apply Exam Make Payment

Once you click the **Make Payment** option. The TTSE Enrolledstudent List will appear as shown in below fig. Refer below image. Select the Students to initiate payment procedure and Click on **Proceed to Payment** button.



The screenshot shows the 'Payment List' interface. At the top, there is a header 'Payment List' and a breadcrumb 'Dashboard / Payment List'. Below the header, there is a search bar and a dropdown menu set to '100 entries'. A table lists student details with columns: Sl. No, Name, Category, Physically Challenged, Gender, and Amount. The first row shows '1', 'அபிநயா பா', 'பிற்படுத்தப்பட்டோர் (முஸ்லிம்)', 'No', 'பெண்', and '50'. The second row shows '2', 'அபிநயா த', 'பொதுபிரிவு', 'Yes', 'பெண்', and '50'. Below the table, it says 'Showing 1 to 2 of 2 entries' and has pagination controls. At the bottom right, there is a blue button labeled 'Proceed to Payment'.

Sl. No	Name	Category	Physically Challenged	Gender	Amount
1	அபிநயா பா	பிற்படுத்தப்பட்டோர் (முஸ்லிம்)	No	பெண்	50
2	அபிநயா த	பொதுபிரிவு	Yes	பெண்	50

Choose the **Payment Type** to pay the fees. Refer below image.

Payment Process Dashboard / Payment Process

List of Transaction Pending ✕

School Name (For Certificate) : DRBCCC HINDU HR SEC SCHOOL TIRUVALLUR

Class	Student Type	Total Candidate	Amount	Payment Type	
TTSE EXAM 2022	Examination	2	100	- Select -	

Note: You can view/download the candidate wise **Acknowledgement Receipt** after successful payment only.

STEP- 6 :

How to Download the Summary Reports?

Go to **Dashboard Page**-> Select **Multiple Report** under Report Section

Report Section

Multiple Report

Select the Report Type and Exam to download it in pdf format.

Report Group Dashboard / Multiple Report

Multiple Report Details ✕

Report Group Type: * Select Report: Select Report Type: *

For School * For Exam *
